

ACCESSING YOUR DIGITAL BOOKSHELF

Follow the steps below to access all of your digital products from one, central location.



Go to link:
wheatonacademy.ecampus.com



Choose **DIGITAL BOOKSHELF** from the **Textbooks** menu.



Sign in using your student login and password.



Select **More Info** under the **DIGITAL PRODUCT** to reveal your access information. Follow the instructions you are prompted.


NOTE: After signing in, some browsers bounce back to your My Account Dashboard. If this happens, simply select the Digital Bookshelf link again from the Textbooks menu.

QUESTIONS?

k12support@ecampus.com or 844-523-8980

PENDING

Once complete, your access code, eBook, or login information will be available. You should receive an email once your product has been added to the Digital Bookshelf.



Applied Physics
Digital Courseware
Status: Pending


[More Info](#)



Pending

LOGINS

For these types of products, you will need a username and password. Click to Reveal your assigned credentials; you may also click More Info to access your credentials. Click the Access button to be taken to the publisher's website where you will use these credentials.



Glencoe Geometry 2018, eStudent Edition
online (1-year subscription)

[More Info](#)


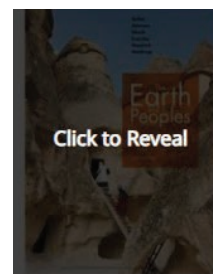


MyMathLab for School 1-year Access Code

[More Info](#)

ACCESS CODES

Click to Reveal your access code; you may also click More Info. Click the Access button to be taken to the publisher's website, where you will use the access code to activate your product. Some products will require additional information from your teacher, like a custom link or course ID, before you can complete registration.



The Earth and Its Peoples A Global History

[More Info](#)

VITALSOURCE EBOOKS

Click to Reveal your eBook; you may also click More Info. Click the Access button to automatically open your eBook.